


Small Group Leader Guide



Week 1

Ages 2-3
**A Test in the
Desert**

Question

What do you say to sins?

Answer

I say, "No!" to sins!

Bible Verse

Psalm 51:10 NIRV *God, create a pure heart in me. ...*

What To Do First

Review

1. **Introduce** yourself.
2. **Say** the **Question**, **Answer**, and **Verse** together.

Read

1. **Lay** Story Cards in order.
2. **Point** to the first card.
3. **Read** the caption.
4. **Say** the **Say With Me** statement together.
5. **Do** the **Action** together.
6. **Repeat** steps 2-5 for Story Cards 2-3.

Remember

What Do You See?

1. **Hold up** Story Card 1.
2. **Ask**, "What do you see in this picture?" *Group answers.*
3. **Repeat** steps 1-2 for Story Cards 2-3.

Say With Me & Actions

Story Card 1

Say With Me

Jesus was hungry.

Action

Rub your tummy like you're hungry.

Story Card 2

Say With Me

Jesus said, "No!" to sins.

Action

Say, "No!" together.

Story Card 3

Say With Me

Jesus never sinned!

Action

Pretend to be angels taking care of Jesus.

How To Wrap Up

Talk




Jesus was very hungry.
What do you do when you're hungry?

Pray

Ask kids what they want to talk to God about, and pray with them.

Adventure Book Begin at Check Out Time

1. **Seat** your Small Group at a table.
2. If you need to help with check out, **combine** your Small Groups.
3. **Give** each kid an Adventure Book, six stickers, and some crayons.
4. **Help** kids do activities inside the book.
5. **Keep** kids at the tables to color during check out.
6. **Send** stickers home with kids who leave early.
7. When a kid leaves, **tell** the parents something positive about their kid.



Small Group Leader Guide



Week 2

Ages 2-3
**A Test in the
Desert**

Question

What do you say to sins?

Answer

I say, "No!" to sins!

Bible Verse

Psalm 51:10 NIRV *God, create a pure heart in me. ...*

What To Do First

Review

1. **Introduce** yourself.
2. **Say** the **Question**, **Answer**, and **Verse** together.

Read

1. **Lay** Story Cards in order.
2. **Point** to the first card.
3. **Read** the caption.
4. **Say** the **Say With Me** statement together.
5. **Do** the **Action** together.
6. **Repeat** steps 2-5 for Story Cards 2-3.

Remember

Mix It Up

1. **Shuffle** Story Cards.
2. **Place** Story Cards in the wrong order.
3. **Say**, "This story is mixed up! Help me fix it."
4. Group **helps** put Story Cards in order.

Say With Me & Actions

Story Card 1

Say With Me

Jesus was hungry.

Action

Rub your tummy like you're hungry.

Story Card 2

Say With Me

Jesus said, "No!" to sins.

Action

Say, "No!" together.

Story Card 3

Say With Me

Jesus never sinned!

Action

Pretend to be angels taking care of Jesus.

How To Wrap Up

Talk




Jesus said, "No!" to sins.
What do you say, "No!" to?

Pray


Ask kids what they want to talk to God about, and pray with them.

Adventure Book Begin at Check Out Time

1. **Seat** your Small Group at a table.
2. If you need to help with check out, **combine** your Small Groups.
3. **Give** each kid an Adventure Book, six stickers, and some crayons.
4. **Help** kids do activities inside the book.
5. **Keep** kids at the tables to color during check out.
6. **Send** stickers home with kids who leave early.
7. When a kid leaves, **tell** the parents something positive about their kid.



Small Group Leader Guide



Week 3

Ages 2-3
**A Test in the
Desert**

Question

What do you say to sins?

Answer

I say, "No!" to sins!

Bible Verse

Psalm 51:10 NIRV *God, create a pure heart in me. ...*

What To Do First

Review

1. **Introduce** yourself.
2. **Say** the **Question**, **Answer**, and **Verse** together.

Read

1. **Lay** Story Cards in order.
2. **Point** to the first card.
3. **Read** the caption.
4. **Say** the **Say With Me** statement together.
5. **Do** the **Action** together.
6. **Repeat** steps 2-5 for Story Cards 2-3.

Remember

Now What?

1. **Lay** down Story Card 1.
2. **Read** the caption.
3. **Ask**, "Now what's going to happen in the next picture?" *Group answers.*
4. **Repeat** steps 1-3 for Story Cards 2-3.

Say With Me & Actions

Story Card 1

Say With Me

Jesus was hungry.

Action

Rub your tummy like you're hungry.

Story Card 2

Say With Me

Jesus said, "No!" to sins.

Action

Say, "No!" together.

Story Card 3

Say With Me

Jesus never sinned!

Action

Pretend to be angels taking care of Jesus.

How To Wrap Up

Talk




God's angels took care of Jesus.
Who takes care of you?

Pray

Ask kids what they want to talk to God about, and pray with them.

Adventure Book Begin at Check Out Time

1. **Seat** your Small Group at a table.
2. If you need to help with check out, **combine** your Small Groups.
3. **Give** each kid an Adventure Book, six stickers, and some crayons.
4. **Help** kids do activities inside the book.
5. **Keep** kids at the tables to color during check out.
6. **Send** stickers home with kids who leave early.
7. When a kid leaves, **tell** the parents something positive about their kid.



Small Group Leader Guide



Week 4

Ages 2-3
**A Test in the
Desert**

Question

What do you say to sins?

Answer

I say, "No!" to sins!

Bible Verse

Psalm 51:10 NIRV *God, create a pure heart in me. ...*

What To Do First

Review

1. **Introduce** yourself.
2. **Say** the **Question**, **Answer**, and **Verse** together.

Read

1. **Lay** Story Cards in order.
2. **Point** to the first card.
3. **Read** the caption.
4. **Say** the **Say With Me** statement together.
5. **Do** the **Action** together.
6. **Repeat** steps 2-5 for Story Cards 2-3.

Remember

What's Missing?

1. **Lay out** two Story Cards.
2. **Ask**, "Which picture is missing?" *Group answers.*
3. **Lay** missing Story Card in its place.
4. **Repeat** steps 1-3, but leave out different card.

Say With Me & Actions

Story Card 1

Say With Me

Jesus was hungry.

Action

Rub your tummy like you're hungry.

Story Card 2

Say With Me

Jesus said, "No!" to sins.

Action

Say, "No!" together.

Story Card 3

Say With Me

Jesus never sinned!

Action

Pretend to be angels taking care of Jesus.

How To Wrap Up

Talk




Jesus read His Bible.
Who can read the Bible to you?

Pray

Ask kids what they want to talk to God about, and pray with them.

Adventure Book Begin at Check Out Time

1. **Seat** your Small Group at a table.
2. If you need to help with check out, **combine** your Small Groups.
3. **Give** each kid an Adventure Book, six stickers, and some crayons.
4. **Help** kids do activities inside the book.
5. **Keep** kids at the tables to color during check out.
6. **Send** stickers home with kids who leave early.
7. When a kid leaves, **tell** the parents something positive about their kid.



Small Group Leader Guide



Week 5

Ages 2-3
**A Test in the
Desert**

Question

What do you say to sins?

Answer

I say, "No!" to sins!

Bible Verse

Psalm 51:10 NIRV *God, create a pure heart in me. ...*

What To Do First

Review

1. **Introduce** yourself.
2. **Say** the **Question**, **Answer**, and **Verse** together.

Read

1. **Lay** Story Cards in order.
2. **Point** to the first card.
3. **Read** the caption.
4. **Say** the **Say With Me** statement together.
5. **Do** the **Action** together.
6. **Repeat** steps 2-5 for Story Cards 2-3.

Remember

Which One?

1. **Lay** Story Cards in order.
2. **Read** the caption from one of the Story Cards.
3. **Ask**, "Which one did I read?" *Group answers.*
4. **Repeat** steps 2-3 for the rest of the Story Cards.

Say With Me & Actions

Story Card 1

Say With Me

Jesus was hungry.

Action

Rub your tummy like you're hungry.

Story Card 2

Say With Me

Jesus said, "No!" to sins.

Action

Say, "No!" together.

Story Card 3

Say With Me

Jesus never sinned!

Action

Pretend to be angels taking care of Jesus.

How To Wrap Up

Talk

Jesus went to the desert! What do you think it was like in the desert?

Pray

Ask kids what they want to talk to God about, and pray with them.

Adventure Book Begin at Check Out Time

1. **Seat** your Small Group at a table.
2. If you need to help with check out, **combine** your Small Groups.
3. **Give** each kid an Adventure Book, six stickers, and some crayons.
4. **Help** kids do activities inside the book.
5. **Keep** kids at the tables to color during check out.
6. **Send** stickers home with kids who leave early.
7. When a kid leaves, **tell** the parents something positive about their kid.

